

**Shows**

AAW symposium in Louisville - **Cancelled**  
 Saskatchewan Woodturners Symposium - **Cancelled**

**Contents**

Message from Bob	P1
Finances	P1
President's message	P1
Covid-19 update	P2
YouTube videos for turners	P2
Digital Show and Tell	P2
Photo tips	P5
<b>Tops for Tots</b> ongoing challenge	P5
AAW virtual symposium	P6
Facebook page	P6
Calendar	P7
"For Sale & Wanted" ads	P8

**Any member wishing to contribute content to the newsletter in the form of articles, tips, or want-ads PLEASE contact**

Bob Hewson at [66.bobhewson@gmail.com](mailto:66.bobhewson@gmail.com) or refer to our web site at: <http://www.thamesvalleywoodturners.com/>

**Volume 23.5 Covid-19 Special # 3**  
**June 2020**



**A message from Bob**

Hi everyone. I hope you continue to be well. So far we seem to be lucky, none of our members have reported as being in the grip of the virus.

We hope our **special** edition newsletters give you some pleasure and perhaps an idea or two for a project during the isolation we are all facing.

We will not be meeting at the Guild hall for some time, so I hope we can use the newsletter as a way to keep in touch and share web sites, stories, and photo of your work. I have even scoured my old files and will include some nostalgia in the next issue. Pictures of people, places, and some earlier work of members over the last 20 years.

Help make these "special editions" work by sending me information that may interest and intrigue your fellow turners.

Please send web sites addresses, stories you want to share, digital photos files of your new work (a digital **Show and Tell**) or a special projects to me at [66.bobhewson@gmail.com](mailto:66.bobhewson@gmail.com) . I

will send them out to the membership in an abbreviated newsletter (as they accumulate, hopefully monthly).



**Our finances**

At the end of June we have \$4,246 in the bank with our insurance due (\$1,100) and our rend current.



**President's Message, Canada Day, July 2020**

Hello all

Just a quick note from myself on behalf of your executive as well.

I hope all of you have remained safe and healthy during these challenging times. It's been many months now that we have been quite limited on what our personal activities have been limited to but as you know our own guild has suffered by a lack of meetings to due government guidelines, like many organizations across Canada.

It's been a time of reflection on how vulnerable we really are to unknown outbreaks and how valuable our social interactions really are an essential part of life. I sincerely miss our gatherings to share experiences and turnings. During this time I hope you have had more time to get on the lathe and discover new techniques or simply hone your existing capabilities.

Your exec remains active with regular meetings evaluating the current state of affairs with respect to the virus and provincial allowances for groups. We continue to have to make difficult decisions and will follow the best

recommendations from the Ontario health officials with respect the groupings. Exec will take a break now but will regroup in August to again evaluate our situation for meetings projected for September and onwards.

Continue to provide Bob Hewson with pictures of your turnings with some short description. It's been fun looking at some in past newsletters.

Please continue to renew your memberships to both cover our ongoing costs and to insure the guild remains solvent. Stay safe and healthy for the summer and don't forget to keep making those tops for the Children's Health Foundation.

Thank you!

*John*



## *What is going on with the Covid-19 and your Guild.*

We had an online executive meeting on May 14<sup>th</sup> where 8 of our 10 executive were able to meet, discuss, and update the guild's business in view of the shutdowns via **Skype**. I will give you a broad-brush review of what went on.

- We have cancelled our June meeting
- We had another Turning 101 day planned but will hold that off until the fall.
- We will try to reschedule cancelled meeting and topics into the fall provided we are back to normal and the demonstrators are available.
- A dues fee adjustment will be made to compensate for the cancelled meetings. John Rice will make the adjustment in you billing as it comes due, \$35 instead of \$50. If Covid-19 restrictions continue beyond the summer into September this topic will be reviewed again.



## *Videos of interest to turners*

- Make some neat and simple jewelry for someone, courtesy of Instructables.com: <https://tinyurl.com/y76hncm9>
- from the Highland Woodworking blog [The Down to Earth Woodworker shows you how to make your own magnetic stirrer](#), useful in stirring finishes such as shellac. A simple project that might take you out of you comfort zone: [https://woodworkingtooltips.com/?utm\\_source=ActiveCampaign&utm\\_medium=email&utm\\_content=Get+Leigh+Joinery+Accuracy+at+a+Very+Affordable+Price&utm\\_campaign=leigh+jigs+and+routers](https://woodworkingtooltips.com/?utm_source=ActiveCampaign&utm_medium=email&utm_content=Get+Leigh+Joinery+Accuracy+at+a+Very+Affordable+Price&utm_campaign=leigh+jigs+and+routers)



## *YouTube viewing*

John Kime has compiled a list of great turners for us to view on YouTube.

for Videos go to YouTube and use the name as listed in the *YouTube search bar*. There are hours of great viewing

- Rocky Mountain Woodturners
- Jimmy Clewes
- Cindy Drozda
- Wortheffort (this is not a spelling error)
- Barbara Dill
- Mid-Maryland Woodturners
- Wyomingwoodturner
- As Wood Turns

- M. Saban Smith Woodturning
- Olivier Gomis
- Yuval Lahav Woodturning
- Woodturner21
- There are not specific links to the turners but most can be found by typing their name into Google search which will bring up any site where there are listed.

If you wish to find more of these turners you can also search Google by adding the word “turner” and you will get any sites that discuss their work such as presentations at Guilds and chapters around the world.

If a turner is particularly interesting in their presentation techniques or topic matter please let us know so we can share..



### *Digital show and tell*



Fir apple has a snug fit lid but will open with a slight twist. The walnut platter is 9 inch diameter 1 1/2 inch high. The wood is quarter wood. The apple’s stem is round leather cord from Michaels.

The Cherry bowl is 6 inch diameter with a small foot on the bottom and a thumb lip at top. This was the hardest cherry I have turned as hard as white oak.

The bowl and platter have 1 coat mineral oil and 2 coat tung oil, then Beal buffing system.

This is first time I have tried to send pics in an email.

*Mike Malone*





Fancy weekly pill box

6 1/2" x 10"

Spalted Maple & Cherry,

CA glue, Ultra Shine Shellawax Cream finish

Lettering: copper powder

## A FANCY PILL BOX


The exteriors of the base and lid were turned using a faceplate.

The base was mounted on an adapted vacuum chuck to turn the interior. Not having any plastic pipe of the right size available, I turned a tube from maple and gave it two coats of CA glue to provide a vacuum seal, which I then epoxy'd to the chuck attachment. This allowed me to slide the stand of the base into the tube and create the seal at the underside of the base. See *Picture No. 1* this is the lid, but it worked the same as the base, with the finial inside the tube and sealed around the outer surface.


To turn the pill cups in the Cherry insert, it was mounted in Jumbo Jaws See *Pictures No.2 & 3* The last time I made a Pill Box I used this set-up, using the Jumbo Jaws was much easier, though the diameter of the insert is restricted by the expansion capability of the Jumbo Jaws, and I had to make my own posts (out of corks) to get a tight fit in the off-centre position

The Copper letters were first inscribed in the wood to a depth of 1/8" in the Cherry, then filled with Copper powder and saturated with CA glue to provide a bonding agent. The result was a pretty messy application see *Picture No. 4*, but it was necessary to ensure that there were no voids in the powder that would appear as holes when the surface Copper was sanded off. Unfortunately, I had the reverse situation where I sanded completely through the Copper to the wood below. It is noticeable if you are looking for it, but to the casual eye would probably not be seen. After sanding and polishing the Copper does shine, though that is not apparent in the photo.


*John Rice*



Picture 1



Picture 2



Picture 3





Picture 4



### *A tip or two on photos for the newsletter*

Mike mentioned that this was his first time for sending photos from his phone. No criticism, but a few tips that I use for my shots and prints for the newsletter.

- Center your item of interest, in this case the apple.
- Be sure your horizon is level. It is disturbing if tilted, and it is an easy fix when you shoot, and fairly easy when editing.
- Where it is only the apple that you want, remove item that distract. This can be done later by editing or changing the background.
- In the case of a turning of interest place the turning on a neutral background or color that makes the turning stand out.
- Send the photos in a fairly large file size. A meg or larger is best so if I need to do any cropping I will end up with good quality and not a pixelated picture.
- I use Photoshop Elements 2020 for my editing. I have been using this product for 15+ years and have had several versions with the current one the best by far.
- It is surprising what can be edited in or out.



### *“Tops for Tots” Follow-on Challenge*

“Tops for Tots” is a good turning pastime/project during our enforced isolation due to Covid-19. Those made and collected have been passed on to the kids. It is of interest to note that collectively the Guild members have turned **535 tops to date!**

**How does a target of 1000 tops sound? That is 465 tops!**

We will have a collection box available once we are back to normal.

Please remember the guidelines for tops:

- One piece
- Minimum size. At least 1.75” (45 mm) diameter (**smaller tops are a choke hazard**)
- No sharp points or edges

- Sand to 400 grit
- If you are colouring them use water-based markers only
- No finish unless you wish to use carnauba wax
- No wood from nut producing trees



## **AAW has a unique idea for replacing the cancelled symposium and announces a virtual woodturning event July 10-12**

(St. Paul – June 4) –The [American Association of Woodturners](#) (AAW), a nonprofit organization dedicated to advancing the art and craft of woodturning worldwide, will launch its first-ever three-day online “Virtual Symposium” July 10-12, 2020.

**The all-online event will feature live educational woodturning demonstrations, special interest sessions, panel discussions, live auctions, Instant Gallery, prizes drawings for attendees, a virtual trade show, and more.**

- Demonstrators for the event will include woodturning pros Trent Bosch, Cindy Drozda, Rudy Lopez, Glenn Lucas, Mike Mahoney, and Craig Timmerman. Topics will be announced.
- Panel discussions will include social media/business, artistic practice, and an Instant Gallery critique.
- Special Interest Sessions will include Gizmos and Gadgets, a presentation of “best of the best” woodturning tips, and a Women in Turning (WIT) presentation.
- Each registered attendee may send an image to include in the Virtual Instant Gallery.
- The cost for all three days of programming is \$20.20 (non-refundable), which includes access to a replay of recorded Virtual Symposium content for up to two weeks following the event.

**The official schedule and additional details will be available soon. Registration opens **June 5** and closes **July 3**. Visit <http://tiny.cc/2020AAWVirtual> for more information and to register.**

**We have sent info by separate emails to let you know about this event due to its tight timeline. If you attended, we would like to hear your opinion.**



## **Guild initiates a Facebook page**

A new step into the Digital world for the Guild’s communications.

Renee Sferrazza will be handling our Facebook image. Our address is <https://www.facebook.com/Thames-Valley-Woodturners-Guild-101557104676603/>

If you have any questions please refer to Renee.



## Calendar of events for the 2019-2020 season

Date	Meeting or events	Details		
September 12 <sup>th</sup>	Monthly meeting and competition	<b>Our guild's 1<sup>st</sup> annual Turning Competition.</b> Judging will be by the membership. Segmenting using a "Wedgie" sled by Bob Fenn.		
September 27 <sup>th</sup> – 29 <sup>th</sup>	Woodworking Show	Woodstock Woodworking Show with Guild participation. Take in some of your turnings for the People's Choice Award(s).		
October 10 <sup>th</sup>	Monthly meeting	Hollowing demonstration by Dave Bell .		
November 14 <sup>th</sup>	Monthly meeting	<b>Hands-on</b> lathe turning at meeting. Multiple active turning stations in lieu of a normal meeting. Our sharpening station will also be active. <b>Textured box challenge</b> based on earlier demos in April meetings by John Calver and June by Gary Miller.		
December 12 <sup>th</sup>	Monthly meeting	- Christmas social, please help to fill a "Goodie table." - Ornament challenge/exchange. - <b>Show and Tell</b> (Bring in some of your favourite items turned this year).		
January 9 <sup>th</sup> 2020	Monthly meeting	A Jigs and Tips meeting for Jan. Business meeting for the Guild (change of bylaws if required and review of finances)		
February 13 <sup>th</sup>	Monthly meeting	Eric will demonstrate the construction and turning of a Cryptex.		
March 12 <sup>th</sup>	Monthly meeting	Carl Durance will demonstrate new and advanced pen making techniques		
April 9 <sup>th</sup>	Monthly meeting	CANCELLED UNTIL FURTHER NOTICE	DIY deep hollowing system demo with camera system as well by Keith Mombourquette of the Grey-Bruce Guild.	
April 18 <sup>th</sup>	Turning 101	CANCELLED UNTIL FURTHER NOTICE	Turn a simple box with a lid and finial. This is a limited space session and is directed towards novice and intermediate turners.	
May 14 <sup>th</sup>	Monthly meeting	CANCELLED UNTIL FURTHER NOTICE	Bob Fenn will demonstrate the turning of a square bowl.	
June 11	Monthly meeting	CANCELLED UNTIL FURTHER NOTICE	<b>Dave Hudgel will demonstrate a winged bowl. A box with a finial is our challenge.</b>	
September 10 <sup>th</sup>	Monthly meeting	A wig stand demonstration by John Scott		
October		Open		
November	Monthly meeting	Renee Sferrazza will demonstrate pyrography with a Christmas theme		
December	Monthly meeting	Ornament swap.		
Ideas	We welcome member input for meetings	-Guest turners or seminars. -Design? What makes a "good" turning into an "outstanding" turning? -Metal spinning -Safety night (discussion/panel)	--Salt box Homebuilt kiln/ drying wood -A simple weed pot -Sharpening refresher -Basic drying of wet wood -A seed-pod turning	-Shear scraping -Inlace -Finishing -Chucking and holding -Jigs and fixtures -A wall clock or a desk clock

- **Meetings new start is at 7:00, doors open at 6:30.** The pre-meeting period from 6:30 and 7:00 is a great time to discuss problems or successes at the "**Show and Tell**" table and converse with other members.
- **There may be last minute schedule changes** due to weather or other unforeseen causes, if in doubt, check the website for the latest meeting info as the date draws near.
- **Raffle tickets** are usually available between 7:00 and 7:30 as well as during the break period.



## Items wanted and for sale

Ads are free for members and run until you sell your item or withdraw your advertisement. To run an ad or to remove one, call or email Bob at 519-457-6555 or [66.bobhewson@gmail.com](mailto:66.bobhewson@gmail.com). Members support other members by **buying or selling - good deals and at good prices!** Ads when received are sent to our mailing list which cover our membership as well as surrounding Guilds. The ad is published in our newsletter until sold or removed.

**Commercial "business card"** advertisements are available for \$75 for insertion for one year (5 – 6 issues).

**Please note:** The Guild provides a means of connecting buyer and seller through these ads. It is up to the buyer to ensure the item offered is as stated and the two parties should agree between themselves as to any warranty/guarantee. The Guild does not accept any liability for any such sale.

**Sales tables:** Members are welcome to set up a "sales" table in the bar section/room during **Swap night** at our June and January meetings. There is no charge to the member for the sales table.

**We issue our newsletter** targeting every two months. Our newsletter is found in glorious **colour** on the internet at <http://www.thamesvalleywoodturners.com/>. Any newsletter photos are available to members by request to the Editor at ([66.bobhewson@gmail.com](mailto:66.bobhewson@gmail.com)).

### For Sale

Gast vacuum pump like new \$300.00

Contact: John McGuire

Phone: 226- 980- 8615

Email: [jandpMcGuire@rogers.com](mailto:jandpMcGuire@rogers.com)



**WE'VE GOT IT.**

Ontario Wood  
The natural choice

Now stocking **osmo!**



**CALL, CLICK OR VISIT OUR SHOWROOM**  
50 Venture Drive, Units 4 & 5, Toronto, ON M1B 3L6  
CALL US AT **1.416.241.8654**

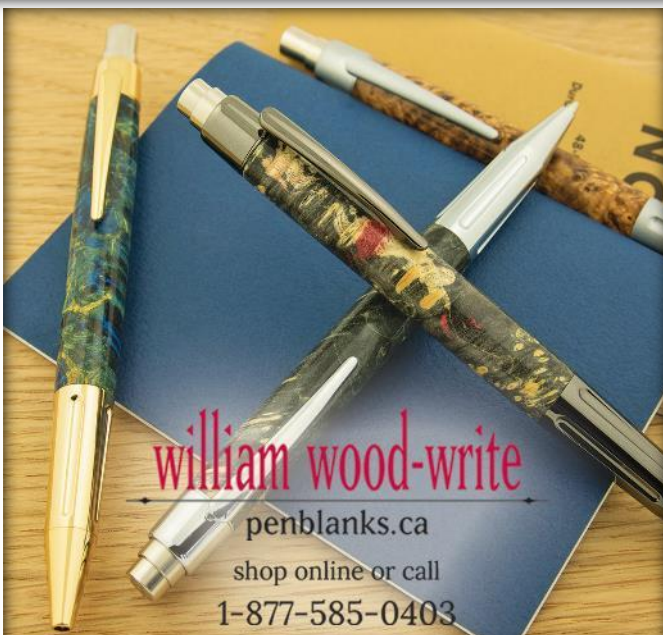
**WOODCHUCKERS.COM**

Artistic Wood and Tool Supply Inc,

4-50 Venture Dr., Toronto, M1B3L6.

Phone: 416-241-8654 or 1-800-551-0192

Email: [sales@woodchuckers.com](mailto:sales@woodchuckers.com)



**william wood-write**

penblanks.ca

shop online or call  
1-877-585-0403

**STOCKROOM**

1-877-287-5017

**Bandsaw and lathe specialist!**

Home of the <b>Little Ripper,</b>	<b>Flatmaster</b>	Sanding Mops
<b>Record Power</b>	<b>Rikon Machinery Dealer</b>	

**Phone** - 1-877-287-5017

**Email** - [info@stockroomsupply.com](mailto:info@stockroomsupply.com)

**Website** - <http://stockroomsupply.ca/shop/products/>

**W** <https://www.youtube.com/user/stockroomsupply>

**Located:** Niagara, 53032 Perry Rd., Wainfleet, ON. Canada. L0S 1V0



## Lathe for sale

- Mastercraft 12" swing by approximately 35" between centres.
- All cast iron with variable speed Reeves drive. 120 Volt, 4.5 Amp Motor.
- headstock for outboard turning.
- 1" X 8tpi spindle.
- #2 Morse taper – headstock and tailstock
- Good working condition but some rust on ways (from storage) will need cleaning up.
- Includes drive spur and live centre
- A couple of dozen turning gouges/chisels (mostly high carbon steel).
- Outboard attachment for tool rest.
- Stand included.
- to be considered a good/practical low-end lathe.

**Asking \$200.00.**

Call Gary for referral 519-858-2445

## For Sale

**Articulated arm** (Hunter tool) boring jig C/W carbide tip ring

**Price: \$160**

**Contact: Bob Fenn 519-455-7436**

**email: [rafenn@rogers.com](mailto:rafenn@rogers.com)**

---

**Summer is a good time to check your shop for any tools you may want to sell now or in the fall!**